


Ampatop® ProtectaStripe

Roof valley membrane



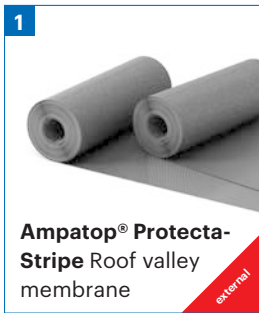
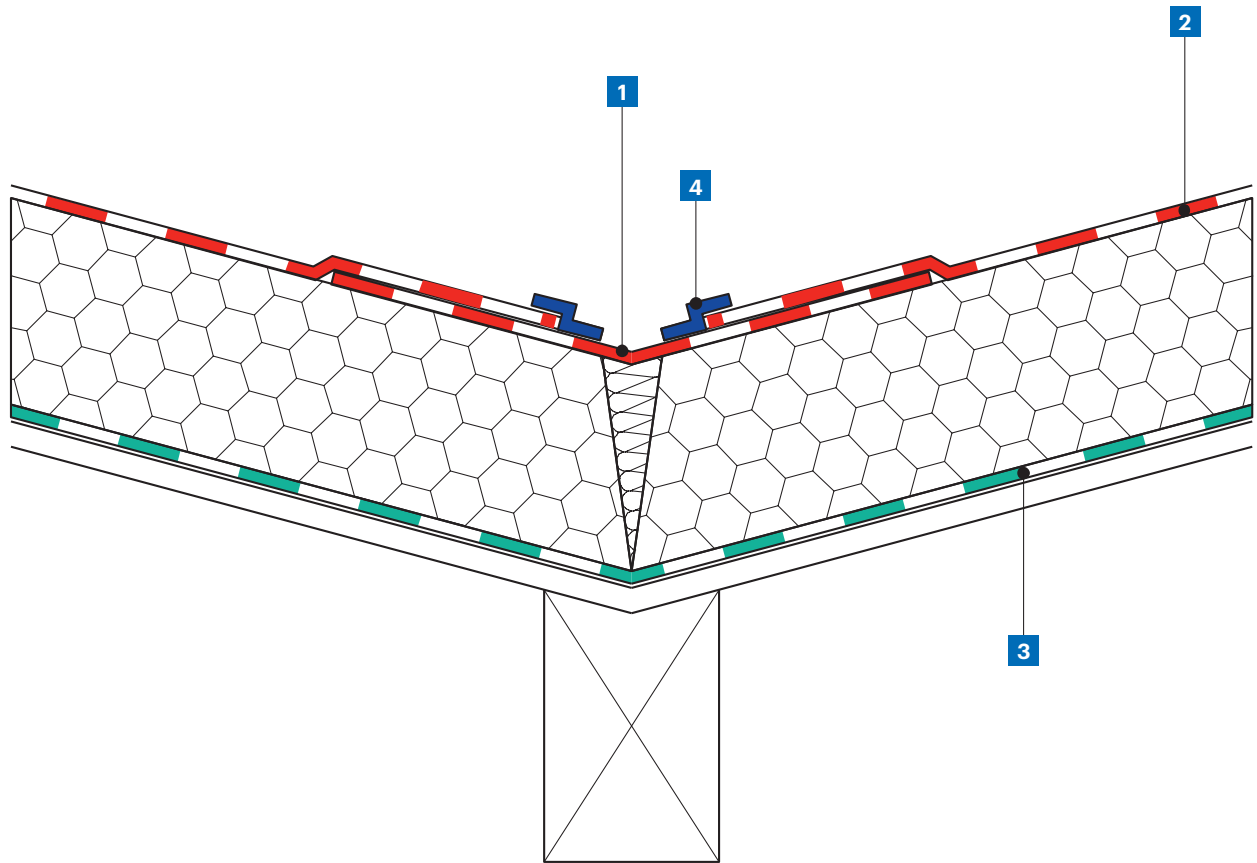
- > Monolithic technology
- > Resistant to driving rain and wind-proof

Technical details		Value	Standard
value s_D		0,1m	EN 1931
Weight		190g/m ²	EN 1849-2
Tear resistance	longitudinal transverse	360N/5cm 270N/5cm	EN 12 311-2
Tear elongation	longitudinal transverse	60% 75%	EN 12 311-2
Resistance to further tearing (nail shaft)	longitudinal transverse	220N 240N	EN 12 310-1
Fire performance		E	EN 13 501-1
Resistance to water penetration		W1	EN 1928
Resistance to air penetration		0,004m ³ /(h×m ²)	EN 13859-2: 2010
Driving rain impermeability		passed	TU Berlin
Straightness		<75mm/10m	EN 1848-2
Dimensional stability		-2%	EN 1107-2
Width of overlap		10cm	
Cold bending behaviour		-40°C	EN 1109
Temperature resistance		-40 to +80°C	
Outdoor weathering		3 months	
Minstdachneigung		10°	
Hazardous substances		none	



Forms of delivery

Article number	Description	Roll dimensions	Content of pallets
7640115538871	Ampatop® ProtectaStripe	0,5m × 50m = 25m ²	60 rolls = 3000m ²



Tips for laying

Ampatop® ProtectaStripe should be laid onto the existing support structure or shell, parallel to the eaves, with an overlap of 10 cm. It should then be nailed (with broadheaded nails) or stapled in the overlapping section, with the overlap covering the nails or staples. Tape the overlaps down with the adhesive tape **Ampacoll® Flexx** to make them rain-proof and wind-proof. Rub the adhesive locations in well. Transverse joints should also overlap by 10 cm. These should be taped with **Ampacoll® Superfix** or **Ampacoll® Flexx**.

Fix cross battens with **Ampacoll® ND** nail seals or **Ampacoll® ND.Band / ND Duo** nail seal tape. Connections to gutter beds and the edges of chimneys, dormer windows and other built-in fittings must be permanently glued with **Ampacoll® Superfix** and mechanically secured. Penetration points such as ventilation shafts, ventilation flues, etc must be sealed with **Ampacoll® BK 535** butyl rubber tape. Porous, dusty or fleecy sub-surfaces must be pretreated with **Ampacoll® Primax** or **Ampacoll® Airmax** before applying **Ampacoll® BK** butyl tapes.



Please observe the recommendations for use and note the additional system products in our adhesives matrix



Further information and detailed documentation can be found at www.ampack.biz

Purchase through specialist stockists

Ampack Switzerland: +41 (0)71 858 38 00
 Ampack Austria: +43 (0)5523 53433
 Ampack Germany: +49 (0)7621 1610264
 Ampack France: +33 (0)4 50 83 70 54
 Ampack Italy: +39 (0)471 053 475

www.ampack.biz



The information contained herein may have been superseded by new findings or developments. Current information can be found at www.ampack.biz. © Ampack AG, Rorschach, 07.2020

2111EU/EX.YY(VS)0720